



Dr. D. Y. Patil Vidyapeeth, Pune
(Deemed to be University)

Re-accredited by NAAC with a CGPA of 3.62 on a four point scale at 'A' grade)
(An ISO 9001: 2008 Certified University)

No. F.9-39/2001-U.3 dated 11th January 2003 of the Government of India)
Pimpri, Pune - 411018

DPU - Research Publications - Statistics & Analysis

(SCOPUS, WOS, PUBMED & GOOGLE SCHOLAR)

(PERIOD - Jan 2011-Dec 2016)

Mar 2017

TABLE OF CONTENTS

Introduction	4
1. Journal Publication Analysis - (Scopus, WOS, PubMed & GS).....	6
1.1. Publication Statistics: Overall (2011–2016).....	6
1.2. Publication Statistics: Year-wise (2011–2016).....	6
1.3. Publications Trend: Database-wise (2011–2016).....	7
1.4. Citation Trend Analysis across Years (2011-2015)	8
1.5. Publication Trend: National and International Journal-wise (2011–2016)	8
2. Comparative Studies on Indexed Database.....	10
2.1. Comparative Studies on Indexed Database 2011-2016.....	10
2.2. Summary of Journal publications Trend in Indexed Databases	11
3. Journal Publication Trend Analysis.....	13
3.1. Total vs. Indexed Journal Publications Trend (2011–2016).....	13
3.2. Percentage of Indexed Journal publications from the Period (2011–2016)	14
3.3. Percentage of Non-Indexed Journal publications from the Period (2011–2016)	14
3.4. Ratio of Non-indexed publications Vs Indexed publications (2011–2016)	15
4. h-index Analysis.....	17
4.1. University h-index - Assessment period (2011-2015).....	17
4.2. University h-index - Overall period.....	20
4.3. Scopus h-index Institution-wise: Assessment period (2011-2015).....	23
4.4. Scopus h-index: Individual Faculty-wise - Assessment period (2011-2015).....	24
5. Citation Index Average & Range Publication: 2011-2016	31
5.1. Year-wise Citation Index Average & Range Publication.....	31
5.2. Year-wise Summary of Publications 2011-2016	31
6. Analytics on Journals.....	38
6.1. Publications Vs Journals	38
6.1.1. Most Published Journals: (2011-2016).....	38
6.1.2. Number of Publications by Journal (Across the Databases): (2011-2016)	38
6.2. Scopus Journals Quality Metrics: 2011-2016.....	39
6.2.1. Leading Journals by SNIP (Scopus).....	39
6.2.2. Leading Journals by SJR (Scopus).....	39

6.3. WOS Journals Quality Metrics	40
6.3.1. Leading Journals by Impact Factor IF (WOS).....	40
6.3.2. Leading Journals by Immediacy Index (WOS)	40
6.3.3. Leading Journals by Cited Half-Life (WOS)	41
7. Constituent College Analysis	43
7.1. Constituent College Analysis (2011-2016).....	43
7.3. College Analysis - Publication Trends.....	45
7.3.1. Dr. D. Y. Patil Medical College.....	45
7.3.2. Dr. D. Y. Patil Dental College	45
7.3.3. Dr. D. Y. Patil Biotechnology and Bioinformatics Institute.....	46
7.3.4. Dr. D. Y. Patil College of Physiotherapy.....	46
7.3.5. Global Business School and Research Centre	47
7.3.6. College of Nursing.....	47
7.4. College Analysis - National Vs International Publications	48
8. Summary of Publications: All Colleges of DPU.....	50
8.1. Publications Summary: Dr. D. Y. Patil Medical College.....	50
8.2. Publications Summary: Dr. D. Y. Patil Dental College	51
8.3. Publications Summary: Dr. D. Y. Patil Biotechnology & Bioinformatics Institute	52
8.4. Publications Summary: Dr. D. Y. Patil College of Physiotherapy.....	53
8.5. Publications Summary: Global Business School and Research Centre	54
8.6. Publications Summary: Dr. D. Y. Patil College of Nursing.....	55
8.7. Publications Summary: Dr. D. Y. Patil University Overall.....	56
9. Cumulative Impact Factor (CIF) & Citation Index (CI) - Individual (2011-2016).....	58
9.1. Cumulative Impact Factor (CIF) - Individual (2011-2016).....	58
9.2. Overall Citation Index (CI) - Individual (2011-2016).....	59
9.3. Number of papers of individual faculty with first authorship position (2011-2016).....	60
9.4. Five best Publications with Impact Factor for each Faculty (2011-2016).....	61
Annexure.....	63
Glossary of Terminologies	63

Introduction

This report summarizes the research activity in terms of publications by Dr. D. Y. Patil University (DPU) for the period January 2011 to December 2016. The report analyzes the research publications of Dr. D. Y. Patil University as listed in the below three leading databases.

SCOPUS

**WEB OF
SCIENCE (WOS)**

PubMed (PM)

**GOOGLE
SCHOLAR (GS)**

Publication analysis on Dr. D. Y. Patil University's publications 2011-2016, aims to identify the value of Dr. D. Y. Patil University's publications by representing the following:

- Publication Trend (2011-2016)
- h-index (2011-2015 & Overall)
- Scopus Journal Quality Metrics (SNIP & SJR) for (2011-2016)
- Impact Factor (IF) for (2011-2016)
- Citation Index Average & Range Publication (2011-2016)
- Cumulative Impact Factor (2011-2016)

This analysis is followed up with a detailed listing of all Dr. D. Y. Patil University's publications in the years 2011-2016. The report also includes supporting documents from the above mentioned databases for your reference.

The annexure gives a glossary of terminologies used and a list of acronyms used in this report.

SECTION 1

PUBLICATION ANALYSIS (2011-2016)

1. Journal Publication Analysis - (Scopus, WOS, PubMed & GS)

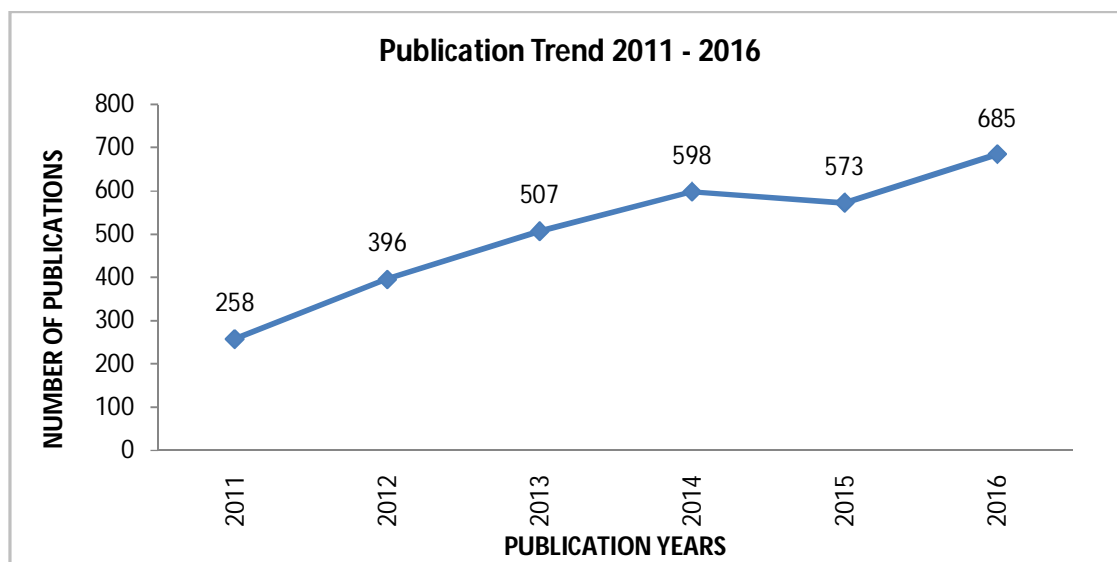
1.1. Publication Statistics: Overall (2011–2016)

Table 1.1 DPU Publications Statistics (2011 - 2016)	
Total No. of Publications (2011-2016)	3,017
Total No. of Journals (2011-2016)	987

Table 1.2 DPU Publications Statistics across Database (2011-2016)					
Description	Input	Scopus	WOS	PubMed	Google Scholar
No. of Publications (2011-2016)	1,713	740	324	742	2,293
No. of Journals (2011-2016)	653	307	187	318	788

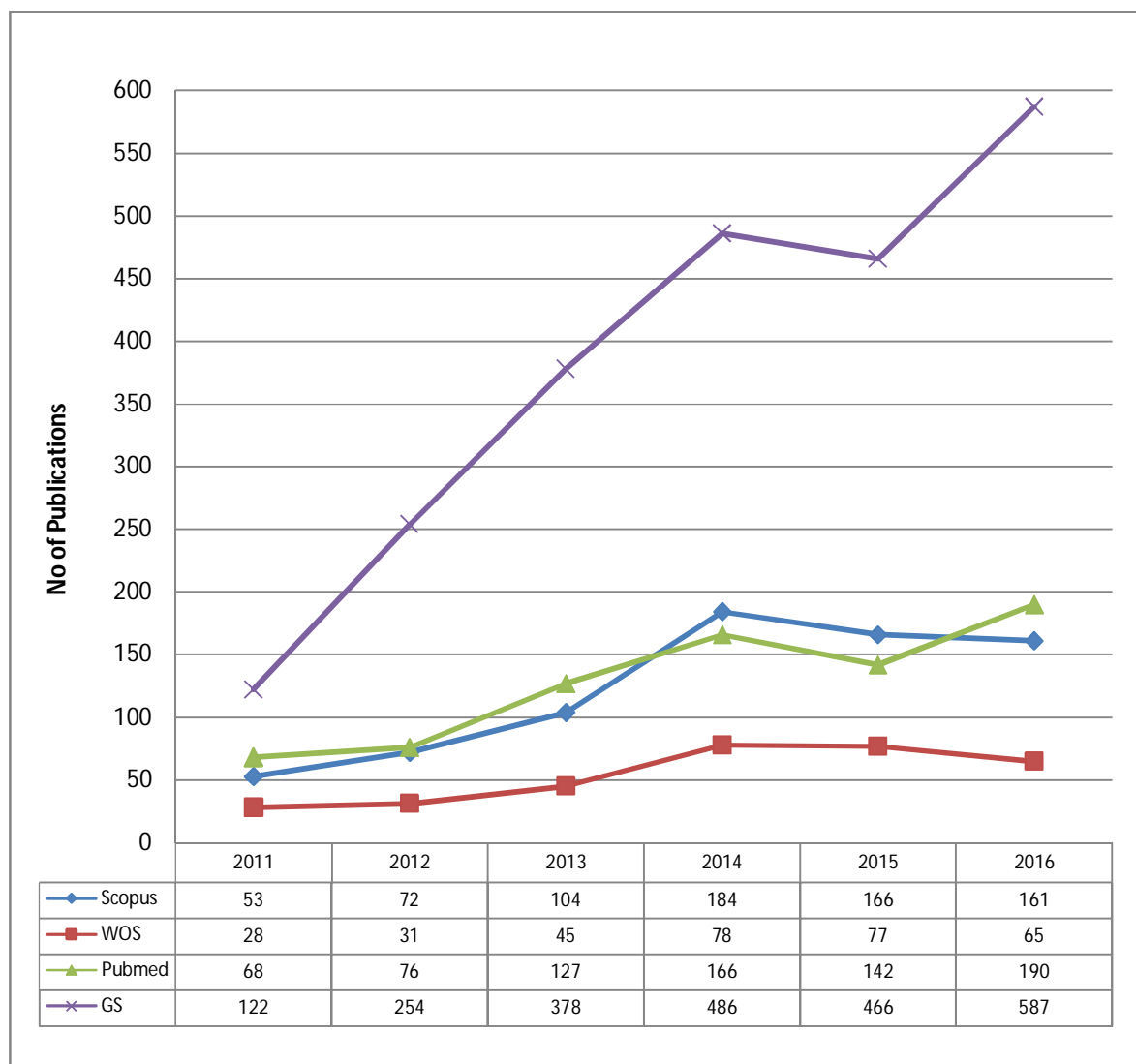
Note: Database-wise publications of DPU are listed separately in a spreadsheet “Dr DY Patil Publications _Database-wise_v4.xlsx”

1.2. Publication Statistics: Year-wise (2011–2016)



1.3. Publications Trend: Database-wise (2011–2016)

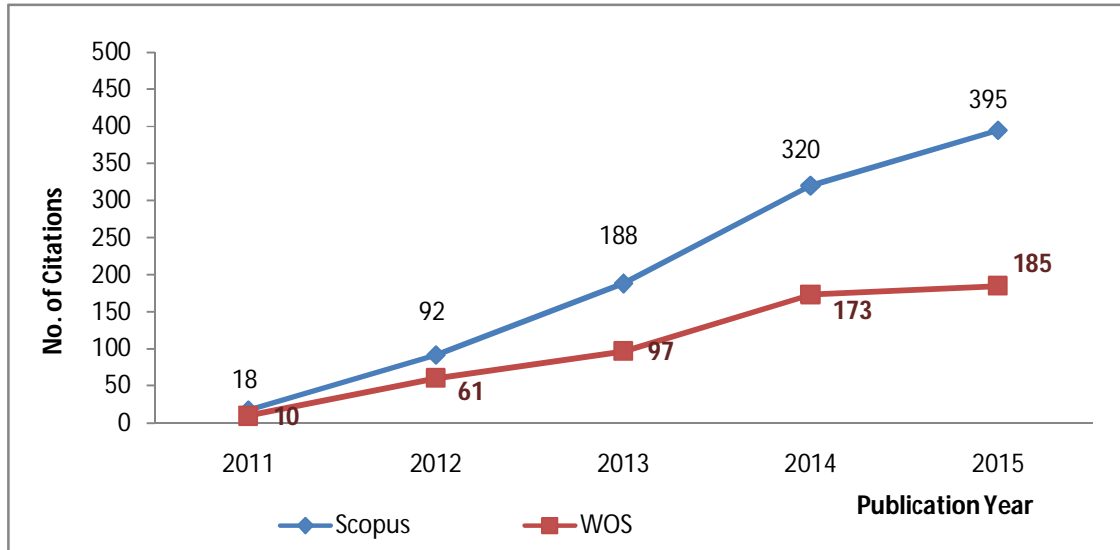
The figure below depicts the Journal publication trend of articles in each of the databases across the years 2011-2016.



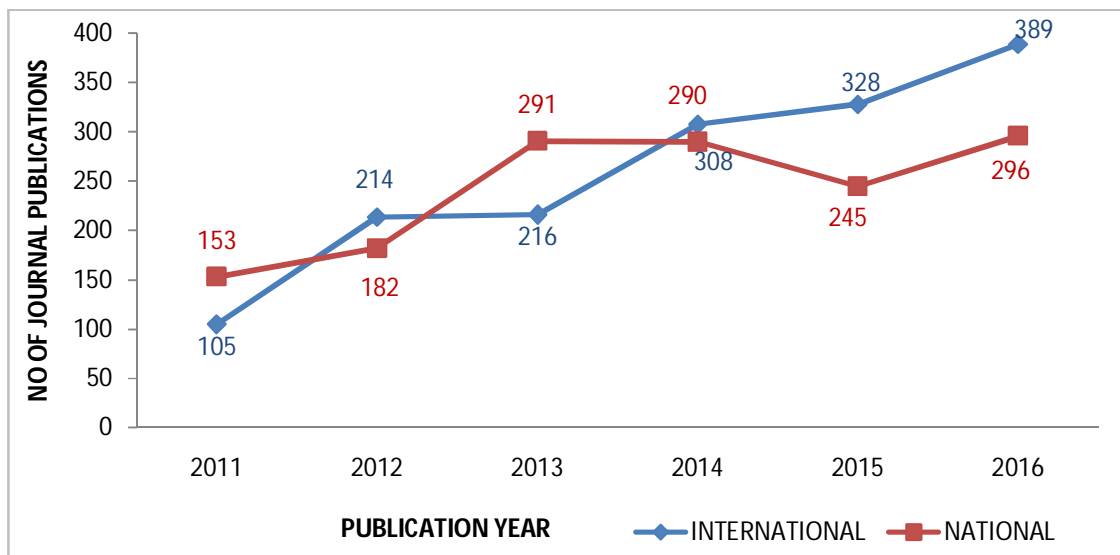
1.4. Citation Trend Analysis across Years (2011-2015)

The trend line below shows the number of citations received by DY Patil University Journal publications across the years 2011-2015 in Scopus and WOS databases.

The chart below represents number of Citations in each year (2011-2015)



1.5. Publication Trend: National and International Journal-wise (2011-2016)



SECTION 2

COMPARATIVE STUDIES ON INDEXED DATABASE

2. Comparative Studies on Indexed Database

2.1. Comparative Studies on Indexed Database 2011-2016

The figure below represents the number of Journal publications that are indexed across three databases (Scopus, Web of Science, PubMed & Google Scholar).

2.1.1. Publications in Any One Indexed Database

Number of publications that are identified by any one indexed databases

SCOPUS	740
WEB OF SCIENCE (WOS)	324
PUBMED (PM)	742
GOOGLE SCHOLAR (GS)	2,293

2.1.2. Publications in Any Two Indexed Databases

Number of publications that are identified by any two indexed databases:

SCOPUS	WEB OF SCIENCE (WOS)	272
SCOPUS	GOOGLE SCHOLAR (GS)	632
SCOPUS	PUBMED (PM)	457
WEB OF SCIENCE (WOS)	GOOGLE SCHOLAR (GS)	293
WEB OF SCIENCE (WOS)	PUBMED (PM)	247
GOOGLE SCHOLAR (GS)	PUBMED (PM)	707

2.1.3. Publications in Any Three Indexed Databases

Number of publications that are identified by any three indexed databases

SCOPUS	WEB OF SCIENCE (WOS)	GOOGLE SCHOLAR (GS)	263
SCOPUS	WEB OF SCIENCE (WOS)	PUBMED (PM)	233

SCOPUS	PUBMED (PM)	GOOGLE SCHOLAR (GS)	442
WEB OF SCIENCE (WOS)	GOOGLE SCHOLAR (GS)	PUBMED (PM)	242

2.1.4. Publications in All Four Indexed Databases

Number of publications that are identified by all four indexed databases

SCOPUS	WEB OF SCIENCE (WOS)	PUBMED (PM)	GOOGLE SCHOLAR (GS)	228
--------	----------------------	-------------	---------------------	-----

2.2. Summary of Journal publications Trend in Indexed Databases

Table 2.1 DPU Journal Publications Trend for the years 2011-2016 in Indexed Databases

Published in All Four Indexed Databases	228
Published in Any Three Indexed Databases	493
Published in Any Two Indexed Databases	926
Published in Any One Indexed Databases	2,430

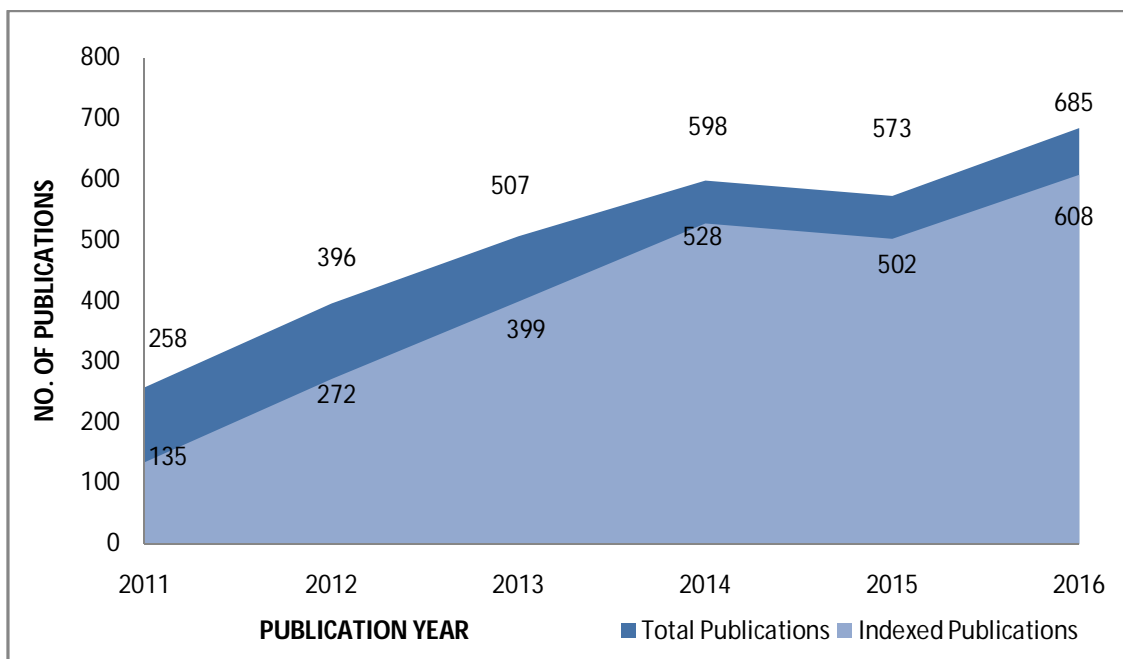
SECTION 3

JOURNAL PUBLICATIONS TREND ANALYSIS

3. Journal Publication Trend Analysis

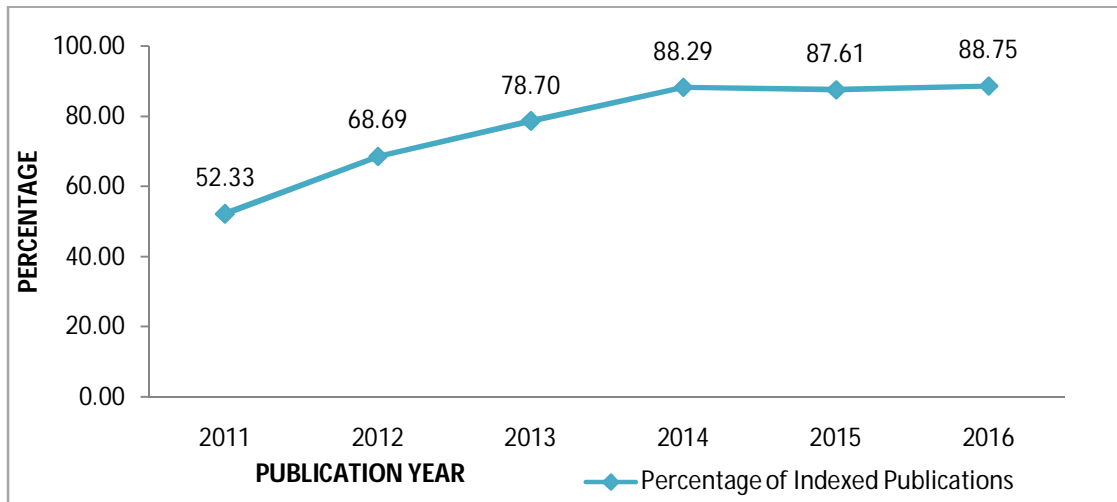
3.1. Total vs. Indexed Journal Publications Trend (2011–2016)

Indexed Journal publications are Journal publications identified by at least any one of the following database like Scopus, WOS, PubMed and Google Scholar. The graphical representation below shows the year wise distribution of indexed Journal publications out of the total Journal publications of DPU.



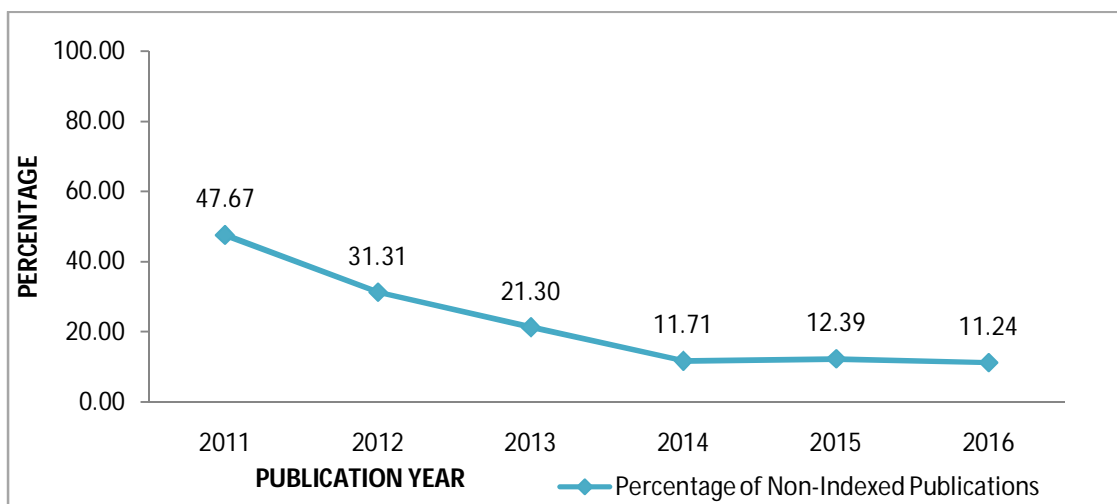
3.2. Percentage of Indexed Journal publications from the Period (2011–2016)

The trend lines shows percentage of the indexed Journal publications for the duration year of 2011-2016

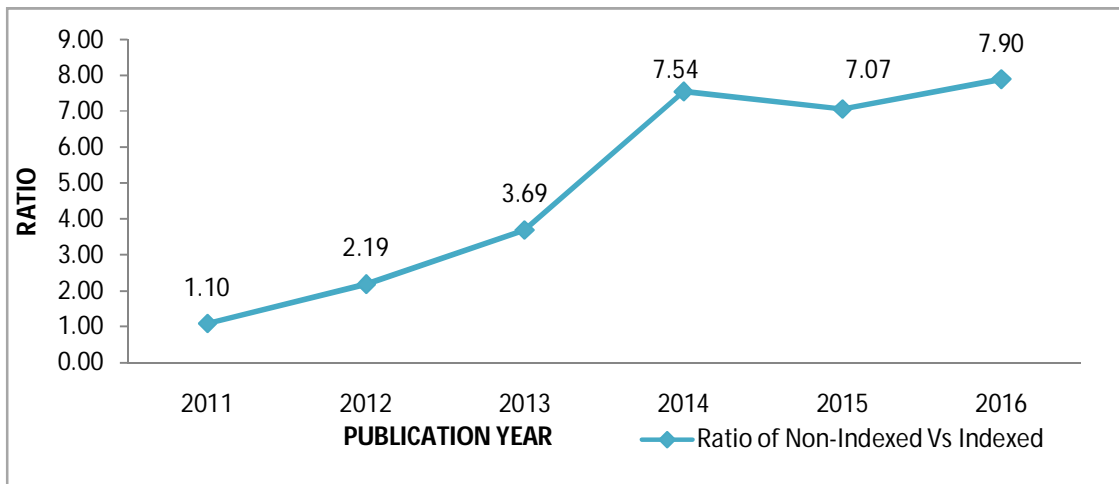


3.3. Percentage of Non-Indexed Journal publications from the Period (2011–2016)

The trend lines shows percentage of the Non-indexed Journal publications for the duration year of 2011-2016



3.4. Ratio of Non-indexed publications Vs Indexed publications (2011–2016)



SECTION 4

h-Index Analysis
(2011-2016 & Overall Period)

4. h-index Analysis

The overall h-index value and assessment period (2011-2015) h-index value as computed from SCOPUS and WOS databases are provided below for DY Patil University.

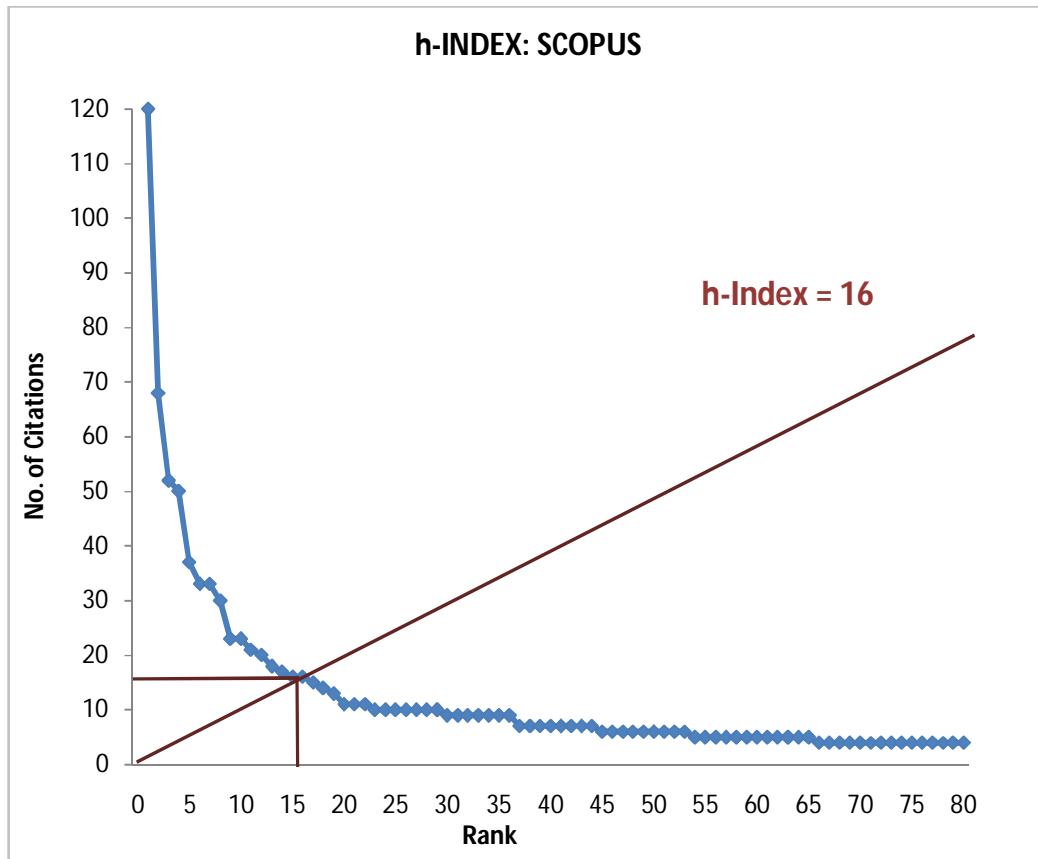
4.1. University h-index - Assessment period (2011-2015)

Table below shows the summary of h-index for the assessment period 2011 to 2015 from the database Scopus and WOS.

Table 4.1 Assessment Period (2011-2015) h-index			
Databases	No of Publications	No of Citations	h-index
SCOPUS	579	1,013	16
WOS	259	526	11

4.1.1. h-Index: Scopus - Assessment period (2011-2015)

The graph below represents the no. of publications in X-axis and the no. of citations in Y-axis for the assessment period (2011-2015) in SCOPUS (based on this graph h-Index is calculated).

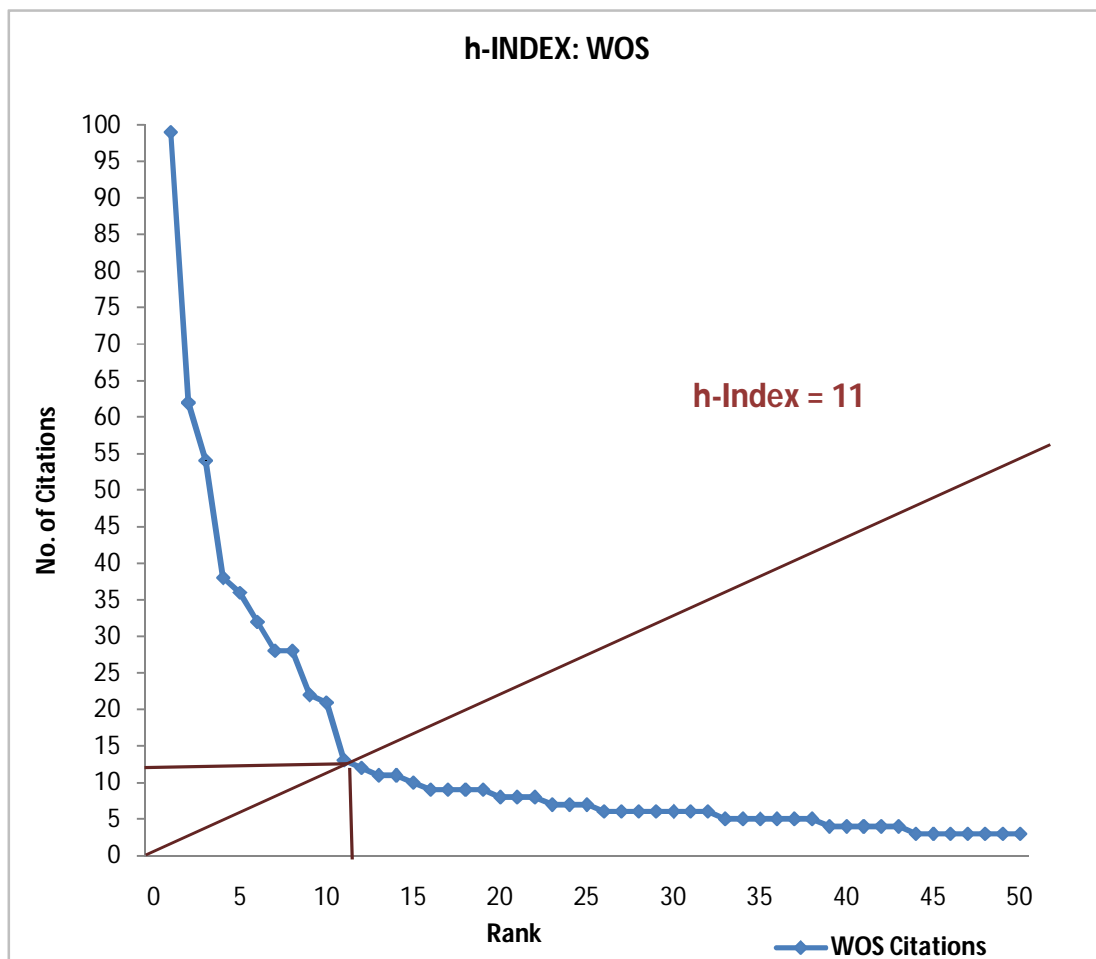


Note: No. of Publications for Scopus is 579 with a total number of 1,013 Citations.

The Citations & h-Index of the Journal publications across each year from SCOPUS database are presented separately (File Name: 'Scopus h-Index (2011-2015)_v4.xlsx'), which cover all the cited publications affiliated to DY Patil University for the assessment period 2011-2015.

4.1.2. h-Index: WOS - Assessment period (2011-2015)

The graph below represents the no. of publications in X-axis and the no. of citations in Y-axis for the assessment period (2011-2015) in WOS (based on this graph h-Index is calculated).



Note: No. of Publications for WOS is 259 with a total number of 526 Citations.

The Citations & h-Index of the Journal publications across each year from WOS database are presented separately (File Name: 'WOS - h-index (2011-2015)_v4.xlsx'), which cover all the cited publications affiliated to DY Patil university for the assessment period 2011-2015.

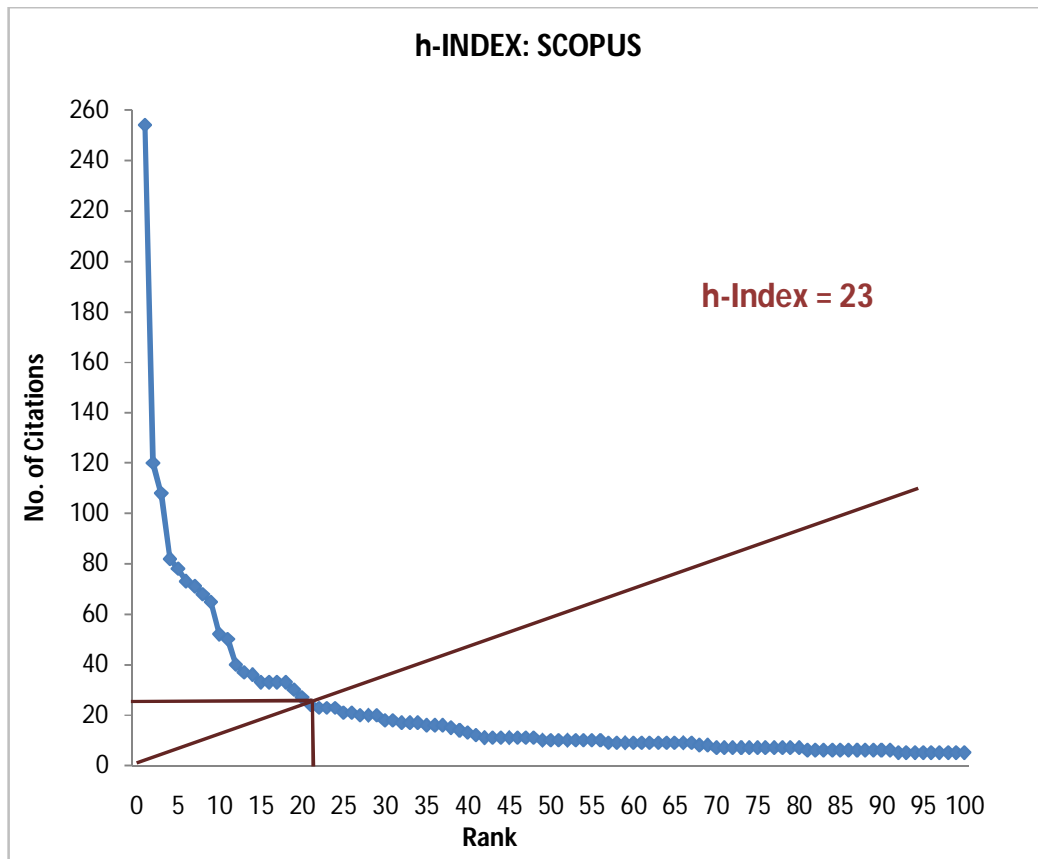
4.2. University h-index - Overall period

Table below shows the summary of h-index for the overall period (2000-2016) from the database Scopus and WOS.

Table 4.2 Overall Citations and h-index			
Databases	No of Publications	No of Citations	h-index
SCOPUS	847	2,667	23
WOS	434	1,870	21

4.2.1. h-Index: Scopus - Overall period

The graph below represents the no. of publications in X-axis and the no. of citations in Y-axis for the overall period (2011-2016) in SCOPUS (based on this graph h-Index is calculated).

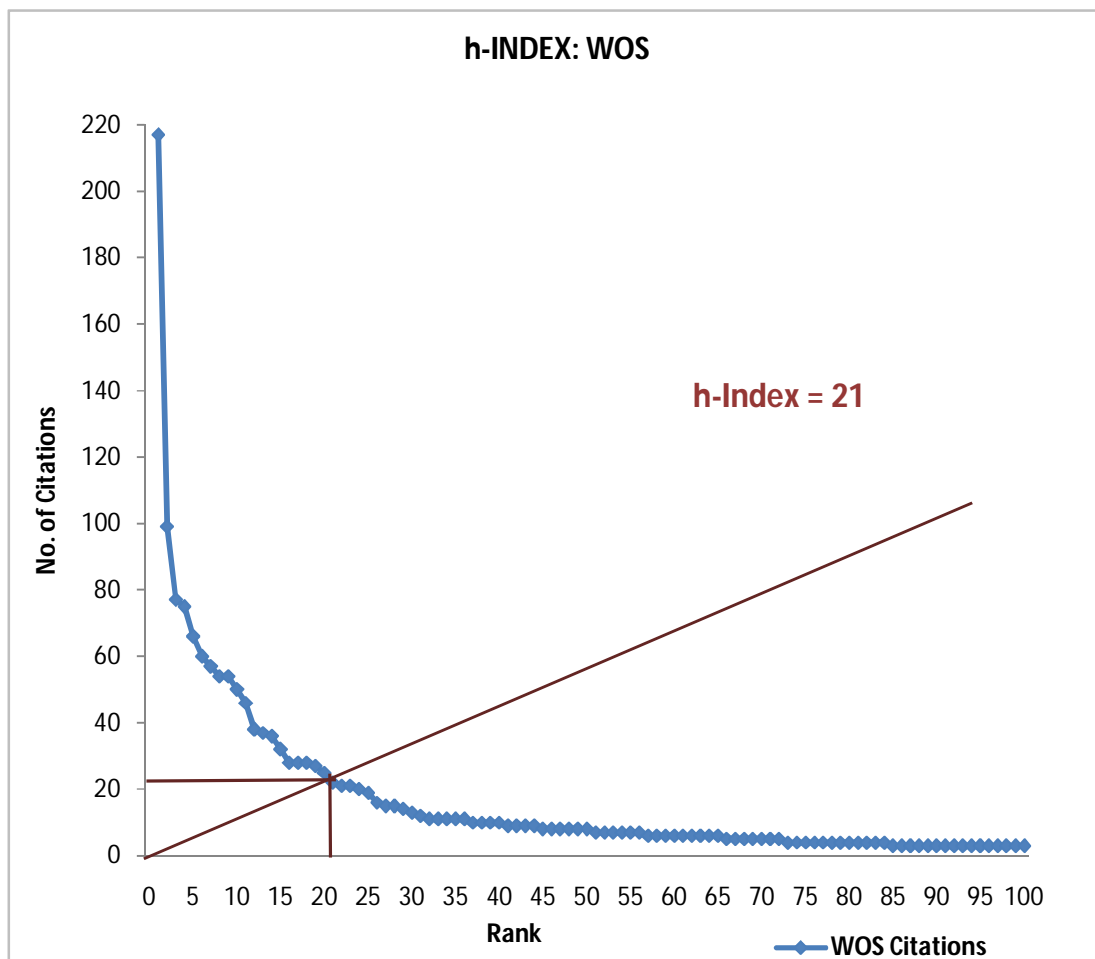


Note: No. of Publications for Scopus is 847 with a total number of 2,667 Citations.

The Citations & h-Index of the Journal publications across each year from SCOPUS database are presented separately (File Name: 'Scopus h-index (Overall)_v4.xlsx'), which cover all the cited publications affiliated to DY Patil University for the overall period 2000-2016.

4.1.2. h-Index: WOS - Overall period

The graph below represents the no. of publications in X-axis and the no. of citations in Y-axis for the overall period (2000-2016) in WOS (based on this graph h-Index is calculated).



Note: No. of Publications for WOS is 434 with a total number of 1,870 Citations.

The Citations & h-Index of the Journal publications across each year from WOS database are presented separately (File Name: 'WOS - h-index (Overall)_v4.xlsx'), which cover all the cited publications affiliated to DY Patil university for the overall period 2000-2016.

4.3. Scopus h-index Institution-wise: Assessment period (2011-2015)

Table below shows the summary of h-index for the assessment period (2011-2015) from the database Scopus by individual institutions.

Table 4.3 h-index & Citations			
Institution	No of Publications	No of Citations	h-index
Dr. D. Y. Patil Dental College	187	425	10
Dr. D. Y. Patil Medical College	306	511	9
Dr. D. Y. Patil Biotechnology and Bioinformatics Institute	60	368	9
Dr. D. Y. Patil College of Physiotherapy	26	37	3
Dr. D. Y. Patil College of Nursing	0	0	0
Global Business School and Research Centre	0	0	0

Note 1: The institutions “Dr. D. Y. Patil College of Nursing” and “Global Business School and Research Centre” have no publications from Scopus and hence h-index is zero.

Note 2: The Citations & h-Index of the Journal publications across each year from Scopus database are presented separately (File Name: ‘Scopus Institution-wise h-Index_v4.xlsx’), which cover all the cited publications affiliated to DY Patil university for the assessment period 2011-2015.

4.4. Scopus h-index: Individual Faculty-wise - Assessment period (2011-2015)

The table below shows the h-Index from Scopus database for individual faculties of DY Patil University. Among the faculties of DY Patil University, the below listed 188 faculties have publications that are indexed in Scopus database within the assessment period (i.e. 2011-2015). All other faculties do not have publications that are indexed in Scopus within the assessment period.

- Authors listed in S. No. 1-3 : h-Index value is 6
- Author listed in S. No. 4 : h-Index value is 5
- Author listed in S. No. 5 : h-Index value is 4
- Authors listed in S. No. 6-11 : h-Index value is 3
- Authors listed in S. No. 12-31 : h-Index value is 2
- Authors listed in S. No. 32-105 : h-Index value is 1
- Authors listed in S. No. 106-188 : h-Index value is 0. These authors have at least one publication indexed in Scopus database. However these publications did not have any 'Citation' value.

S. No.	Author Name	Total Number of Publications	Total Number of Citations (Scopus)	h-Index
1	Gargi Sarode	54	165	6
2	Sachin Sarode	53	170	6
3	K.V.Swamy	13	131	6
4	Savita V. Jadhav	13	119	5
5	Neelu Nawani	21	61	4
6	Jyoti Deshpande	4	79	3
7	Nageswari R. Gandham	11	63	3
8	Mahesh Chavan	5	60	3
9	S. R. Agarkhedkar	12	25	3
10	Rabindra N. Misra	10	15	3
11	Supriya Pande/Kheur	13	14	3
12	Yugal K. Sharma	27	24	2
13	Rahul Deshpande	27	23	2
14	Archana C. Buch	12	22	2
15	Kedarnath Dash	14	17	2
16	Aneesha Archaya	4	16	2
17	Mahesh Karandikar	2	16	2
18	Arjunlal Kakrani	11	15	2
19	Kirti S. Deo	9	13	2

S. No.	Author Name	Total Number of Publications	Total Number of Citations (Scopus)	h-Index
20	Gore Charusheela R	8	12	2
21	Chandanwale S. S.	9	9	2
22	Parikshit Gogate	5	9	2
23	Asha Chowdhery	3	8	2
24	Pallavi Channe	3	8	2
25	Akash Motgi	3	7	2
26	S. K. Sharma	4	6	2
27	Sharath Shetty	4	6	2
28	Sunita Bamanikar	6	5	2
29	Vishwas Patil	5	5	2
30	Varsha Dabadghao	2	5	2
31	Kalyani Bhate	2	4	2
32	Sachin Durkar	1	52	1
33	Tushar Palekar	11	11	1
34	Tushar Sahasrabudhe	9	10	1
35	Abhijeet V. Tilak	6	7	1
36	Seema Bhalerao	3	7	1
37	Deepak Ranade	2	7	1
38	Nirmala Borade	2	7	1
39	Rachana Pandey	2	7	1
40	Pushkar Waknis	9	6	1
41	Amitav Banerjee	5	6	1
42	Minal Wani	5	6	1
43	Milind Ashok Patvekar	3	6	1
44	Ajay Kattakayyam	1	6	1
45	G.D.Tandon	5	4	1
46	Pradnya Kakodkar	5	4	1
47	Bharat Bhushan Dogra	4	4	1
48	Anita Kulloli	3	4	1
49	Chanda R. Vyawahare	3	4	1
50	D. Gopalakrishnan	3	4	1
51	Hrishikesh Walimbe	3	4	1
52	Ujwal Kontham	3	4	1
53	Manjusha Dake	2	4	1
54	Santosh Martande	2	4	1
55	Aayush Gupta	8	3	1
56	Parul Sharma	6	3	1
57	J.S. Bhawalkar	5	3	1

S. No.	Author Name	Total Number of Publications	Total Number of Citations (Scopus)	h-Index
58	Ajit Swamy	4	3	1
59	Ananth Kamath P.	4	3	1
60	Suryawanshi C. M.	4	3	1
61	D. S. Nirhale	2	3	1
62	Mamatha G.S.	2	3	1
63	Manish Jadhav	2	3	1
64	S. V. Dange	2	3	1
65	V. S. Gokhale	2	3	1
66	Dnyaneshwari Gujar	1	3	1
67	Meenakshi Nankar	1	3	1
68	Neetu Gupta	1	3	1
69	Arvind Bamanikar	4	2	1
70	Dilip Kakade	4	2	1
71	W.S.Thatte	4	2	1
72	Vasanti Arole	3	2	1
73	Santhosh Kumar S. N	2	2	1
74	V. M. Kulkarni	2	2	1
75	Amit Kharat	1	2	1
76	Arpana Dharwadkar	1	2	1
77	Naren Prakash	1	2	1
78	Sable	1	2	1
79	Sachin Misal	1	2	1
80	Shruti Vimal	1	2	1
81	Smita Joshi	1	2	1
82	Sudhir L. Jadhav	1	2	1
83	Sushil Phansopkar	1	2	1
84	Vivek Pawar	1	2	1
85	Ladusingh Rajpurohit	5	1	1
86	Aparna Girwalkar(Bagale)	4	1	1
87	Pradnya Diggikar	4	1	1
88	Soumik Basu	4	1	1
89	P. K. Satpathy	3	1	1
90	Pagaro Pradhan M.	3	1	1
91	Sangram Mangudkar	3	1	1
92	V. R. R. Chari	3	1	1
93	Anjali Ganjre	2	1	1
94	Kalpana M. Angadi	2	1	1
95	Minal Patvekar	2	1	1

S. No.	Author Name	Total Number of Publications	Total Number of Citations (Scopus)	h-Index
96	O. K. Radhakrishnan	2	1	1
97	Sanjyot Mulay	2	1	1
98	Vivian Kokkali	2	1	1
99	Agarkhedkar	1	1	1
100	Atul Desale	1	1	1
101	Dakshayani P. Pandit	1	1	1
102	G D Mahajan	1	1	1
103	Sachin Sonawane	1	1	1
104	Trupti Tonape	1	1	1
105	Virendra S. Athavale	1	1	1
106	Mangal S. Puri	5	0	0
107	Meenakshi Kalyan	5	0	0
108	Shubhangi A. Kanitkar	5	0	0
109	Anita A. Barde	3	0	0
110	Anu N. Gaikwad	3	0	0
111	M. A. Tilak	3	0	0
112	Nilesh Bulbule	3	0	0
113	Sonal Khatavkar	3	0	0
114	Vidya A. Gaikwad	3	0	0
115	Vikram B. Vikhe	3	0	0
116	Vinay Dharmadhikari	3	0	0
117	Anuradha Dnyanmote	2	0	0
118	Bharambe Vaishali	2	0	0
119	Chandrakant S. Madkar	2	0	0
120	Deepak Kulkarni	2	0	0
121	Gajanan Khadkikar	2	0	0
122	Jyoti Landage	2	0	0
123	Lakshmi Shetty	2	0	0
124	Maya Borle	2	0	0
125	More U.K.	2	0	0
126	Teja Deshpande	2	0	0
127	Vikas Bendgude	2	0	0
128	Vyawahare	2	0	0
129	A. L. Ghangale	1	0	0
130	A. R. Mulay	1	0	0
131	Ajinkya Mhase	1	0	0
132	Amaya Mahajan	1	0	0
133	Anand Yannawar	1	0	0

S. No.	Author Name	Total Number of Publications	Total Number of Citations (Scopus)	h-Index
134	Anita Deshmukh	1	0	0
135	Anita Sanap	1	0	0
136	Arnab Paul	1	0	0
137	Ashwin Deshmukh	1	0	0
138	Bhushan Chaudhari	1	0	0
139	D. A. Mane	1	0	0
140	Dadaso Baravkar	1	0	0
141	Damanjit Duggal	1	0	0
142	Firoz Khan	1	0	0
143	Geeta R. Karambelkar	1	0	0
144	Girija Amit Ghatе	1	0	0
145	Harishchandra R. Chaudhari	1	0	0
146	Harshad Shah	1	0	0
147	Hemant G. Deshpande	1	0	0
148	James Thomas	1	0	0
149	Kajal Srivastava	1	0	0
150	Kundan Mehta	1	0	0
151	Manisha Rathi	1	0	0
152	Manvikar P. R.	1	0	0
153	Meenakshi Wadhokar	1	0	0
154	N. S. Deshpande	1	0	0
155	Nikunja Das	1	0	0
156	Niravkumar Patel	1	0	0
157	Pradnya Jay Phalak	1	0	0
158	Pranav Jadhav	1	0	0
159	Preeti Gazbare	1	0	0
160	Preeti Pandey	1	0	0
161	Prema P. Shidore	1	0	0
162	Rahul R. Bhalsinge	1	0	0
163	Ramchandra Gite	1	0	0
164	S. B. Meshram	1	0	0
165	S. P. Kankalia	1	0	0
166	Sahana Hegade	1	0	0
167	Sandeep Choudhary	1	0	0
168	Sandeep Patil	1	0	0
169	Sandesh Baburao Datir	1	0	0
170	Sarita Mulkalwar	1	0	0
171	Sarita Shinde	1	0	0

S. No.	Author Name	Total Number of Publications	Total Number of Citations (Scopus)	h-Index
172	Shahaji Govindrao Chavan	1	0	0
173	Shalakha Chavan	1	0	0
174	Shalini Aggarwal	1	0	0
175	Shama S. Shaikh	1	0	0
176	Shilpa Khandare	1	0	0
177	Shrirang Limaye	1	0	0
178	Shweta Shetty	1	0	0
179	Siddharth Gadage	1	0	0
180	Sneha Setiya	1	0	0
181	Snehal Patel	1	0	0
182	Som Prakash Dubey	1	0	0
183	Sonali Hastir	1	0	0
184	U. B. Chitnis	1	0	0
185	V. P. Sabale	1	0	0
186	V. P. Satav	1	0	0
187	Vineeta Pande	1	0	0
188	Vivek Manade	1	0	0

Note: The Citations & h-Index of the individual faculties during the assessment year 2011-2015 from Scopus database are presented separately (File Name: 'Scopus h-Index - Individual Faculties 2011-2015_v4.xlsx').

SECTION 5

Citation Index Average & Range Publication

5. Citation Index Average & Range Publication: 2011-2016

5.1. Year-wise Citation Index Average & Range Publication

S. No	Publication Year	Scopus Citation Index (Average & Range)				
		Lowest Citation	Highest Citation	Citations Sum	Citations Average	Total Pub. in Scopus
1	2011	1	120	460	8.67	53
2	2012	1	52	354	4.91	72
3	2013	1	23	198	1.90	104
4	2014	1	18	184	1.45	184
5	2015	1	7	62	0.37	166
6	2016	1	2	8	0.04	161

5.2. Year-wise Summary of Publications 2011-2016

5.2.1. Publications Summary 2016

DPU 2016		
Total Number of Publications	685	
Total Number of Journals	309	
Total Number of Indexed Publications	608	
Total Number of Non-Indexed Publications	77	
SCOPUS CITATION INDEX - 2016		
Summary	Scopus	
Total Number of Publications in Scopus	161	
Publication with highest number of Citation (HIGH)	2	
Publication with least number of Citation (LOW)	1	
Total Number of Citations (SUM)	8	
Average Number of Citations per Publication (AVG)	0.049	
SCOPUS JOURNAL QUALITY METRICS - 2014		
Summary	SNIP	SJR
Publication with High Value (HIGH)	2.357	2.337
Publication with Least Value (LOW)	0.074	0.100
Average Value for Publications (AVG)	0.653	0.461

DPU 2016	
IMPACT FACTOR (IF) - 2016	
Summary	IF
Publication with High Value (HIGH)	4.906
Publication with Least Value (LOW)	0.175
Average Value for Publications (AVG)	1.029

5.2.2. Publications Summary 2015

DPU 2015		
Total Number of Publications	573	
Total Number of Journals	287	
Total Number of Indexed Publications	502	
Total Number of Non-Indexed Publications	71	
SCOPUS CITATION INDEX - 2015		
Summary	Scopus	
Total Number of Publications in Scopus	166	
Publication with highest number of Citation (HIGH)	7	
Publication with least number of Citation (LOW)	1	
Total Number of Citations (SUM)	62	
Average Number of Citations per Publication (AVG)	0.373	
SCOPUS JOURNAL QUALITY METRICS – 2015		
Summary	SNIP	SJR
Publication with High Value (HIGH)	2.833	11.842
Publication with Least Value (LOW)	0.028	0.100
Average Value for Publications (AVG)	0.588	0.479
IMPACT FACTOR (IF) - 2015		
Summary	IF	
Publication with High Value (HIGH)	45.217	
Publication with Least Value (LOW)	0.092	
Average Value for Publications (AVG)	2.167	

5.2.3. Publications Summary 2014

DPU 2014		
Total Number of Publications	598	
Total Number of Journals	289	
Total Number of Indexed Publications	528	
Total Number of Non-Indexed Publications	70	
SCOPUS CITATION INDEX - 2014		
Summary	Scopus	
Total Number of Publications in Scopus	184	
Publication with highest number of Citation (HIGH)	18	
Publication with least number of Citation (LOW)	1	
Total Number of Citations (SUM)	267	
Average Number of Citations per Publication (AVG)	1.451	
SCOPUS JOURNAL QUALITY METRICS - 2014		
Summary	SNIP	SJR
Publication with High Value (HIGH)	2.092	2.483
Publication with Least Value (LOW)	0.050	0.100
Average Value for Publications (AVG)	0.628	0.434
IMPACT FACTOR (IF) - 2014		
Summary	IF	
Publication with High Value (HIGH)	11.193	
Publication with Least Value (LOW)	0.092	
Average Value for Publications (AVG)	1.617	

5.2.4. Publications Summary 2013

DPU 2013		
Total Number of Publications	507	
Total Number of Journals	230	
Total Number of Indexed Publications	399	
Total Number of Non-Indexed Publications	108	
SCOPUS CITATION INDEX - 2013		
Summary	Scopus	
Total Number of Publications in Scopus	104	
Publication with highest number of Citation (HIGH)	23	
Publication with least number of Citation (LOW)	1	
Total Number of Citations (SUM)	198	
Average Number of Citations per Publication (AVG)	1.903	
SCOPUS JOURNAL QUALITY METRICS - 2013		
Summary	SNIP	SJR
Publication with High Value (HIGH)	1.495	1.387
Publication with Least Value (LOW)	0.007	0.101
Average Value for Publications (AVG)	0.578	0.353
IMPACT FACTOR (IF) - 2013		
Summary	IF	
Publication with High Value (HIGH)	4.471	
Publication with Least Value (LOW)	0.092	
Average Value for Publications (AVG)	1.224	

5.2.5. Publications Summary 2012

DPU 2012		
Total Number of Publications	396	
Total Number of Journals	228	
Total Number of Indexed Publications	272	
Total Number of Non-Indexed Publications	124	
SCOPUS CITATION INDEX – 2012		
Summary	Scopus	
Total Number of Publications in Scopus	72	
Publication with highest number of Citation (HIGH)	52	
Publication with least number of Citation (LOW)	1	
Total Number of Citations (SUM)	354	
Average Number of Citations per Publication (AVG)	4.916	
SCOPUS JOURNAL QUALITY METRICS - 2012		
Summary	SNIP	SJR
Publication with High Value (HIGH)	2.462	2.425
Publication with Least Value (LOW)	0.006	0.1
Average Value for Publications (AVG)	0.692	0.515
IMPACT FACTOR (IF) - 2012		
Summary	IF	
Publication with High Value (HIGH)	5.338	
Publication with Least Value (LOW)	0.056	
Average Value for Publications (AVG)	1.989	

5.2.6. Publications Summary 2011

DPU 2011		
Total Number of Publications	258	
Total Number of Journals	154	
Total Number of Indexed Publications	135	
Total Number of Non-Indexed Publications	123	
SCOPUS CITATION INDEX - 2011		
Summary	Scopus	
Total Number of Publications in Scopus	53	
Publication with highest number of Citation (HIGH)	120	
Publication with least number of Citation (LOW)	1	
Total Number of Citations (SUM)	460	
Average Number of Citations per Publication (AVG)	8.67	
SCOPUS JOURNAL QUALITY METRICS - 2011		
Summary	SNIP	SJR
Publication with High Value (HIGH)	1.693	2.442
Publication with Least Value (LOW)	0.044	0.107
Average Value for Publications (AVG)	0.538	0.463
IMPACT FACTOR (IF) - 2011		
Summary	IF	
Publication with High Value (HIGH)	4.093	
Publication with Least Value (LOW)	0.033	
Average Value for Publications (AVG)	1.509	

SECTION 6

ANALYTICS ON JOURNALS

6. Analytics on Journals

6.1. Publications Vs Journals

6.1.1. Most Published Journals: (2011-2016)

Journals which has more number of publications are listed here,

S.No	Journal	No. of Publications
1	Medical Journal of Dr. D.Y. Patil University	352
2	Research Journal of Pharmaceutical, Biological and Chemical Sciences	67
3	Indian Journal of Basic and Applied Medical Research	47
4	Journal of Clinical and Diagnostic Research	39
5	Journal of Dental Research and Review	38
6	The Journal of Contemporary Dental Practice	31
7	Oral Oncology	28
8	International Journal of Pharma and Bio Sciences	28
9	Journal of Evolution of Medical and Dental Sciences	27
10	Annals of Tropical Medicine and Public Health	26
11	Journal of The Association of Physicians of India	22
12	Indian Journal of Dermatology	22
13	The Indian Journal of Physiotherapy & Occupational Therapy	21
14	National Journal of Medical Research	21
15	Journal of International Oral Health	21
16	WebmedCentral	20
17	Journal of Pharmaceutical and Biomedical Sciences	20
18	International Journal of Healthcare & Biomedical Research	20
19	International Journal of Research in Medical Sciences	19
20	Indian Journal of Applied Research	19
21	Journal of the Indian Dental Association	18
22	Sinhgad E-journal of Nursing	18
23	World Journal of Dentistry	18
24	International Journal of Current Research and Review	17
25	Journal of Evidence Based Medicine and Healthcare	16

6.1.2. Number of Publications by Journal (Across the Databases): (2011-2016)

The complete listing of all the journals (with the number of publication) with each of databases has been given in a separate spreadsheet as a supporting document (Number of Publications by Journal across Database_v4.xlsx).

6.2. Scopus Journals Quality Metrics: 2011-2016

The premier journals listed in the table shows the worthiness of the Journal publications in Dr. D. Y. Patil University (DPU), where the journal rankings are based on the parameters in Scopus database.

6.2.1. Leading Journals by SNIP (Scopus)

Journal Title	Year	SNIP
Journal of the American Academy of Dermatology	2016	2.357
Clinical Oral Implants Research	2016	1.875
Scientific Reports	2016	1.589
Journal of Physical Therapy Science	2016	1.563
Enfermedades Infecciosas y Microbiología Clínica	2016	1.563
Cell Metabolism	2015	2.833
Journal of Physical Therapy Science	2015	1.563
Asian Pacific Journal of Tropical Biomedicine	2014	1.533
Bioresource Technology	2014	2.092
Clinical Oral Implants Research	2013	1.882
British Journal of Dermatology	2012	1.757
International Journal of Pharmacy and Pharmaceutical Sciences	2012	1.77
Journal of Antimicrobial Chemotherapy	2012	1.657
Pharmaceutical Research	2012	1.553
European Radiology	2011	1.693
Oral Oncology	2011	1.501

6.2.2. Leading Journals by SJR (Scopus)

Journal Title	Year	SJR
Antimicrobial Agents and Chemotherapy	2016	2.337
Journal of the American Academy of Dermatology	2016	2.242
Frontiers in Oncology	2016	2.133
Scientific Reports	2016	2.073
Cell Metabolism	2015	11.842
Mucosal Immunology	2015	4.508
Antimicrobial Agents and Chemotherapy	2015	2.322
Bioresource Technology	2014	2.483
Vaccine	2014	2.021
DNA Repair	2014	1.961
Journal of Cellular Physiology	2014	1.811
Journal of Antimicrobial Chemotherapy	2012	2.14
British Journal of Dermatology	2012	2.015
Pharmaceutical Research	2012	1.892

Journal Title	Year	SJR
Journal of Bacteriology	2011	2.442
European Radiology	2011	1.962

6.3. WOS Journals Quality Metrics

The premier journals listed in the table shows the worthiness of the Journal publications in Dr. D. Y. Patil University (DPU), where the journal rankings are based on the parameters in WOS database.

6.3.1. Leading Journals by Impact Factor IF (WOS)

Journal Title	Year	IF
Journal of the American Academy of Dermatology	2016	4.906
International Journal of Radiation Oncology Biology Physics	2016	4.524
Medicine (United States)	2016	4.233
The Lancet	2015	39.06
Cell Metabolism	2015	14.619
Annals of Indian Academy of Neurology	2015	11.193
Mucosal Immunology	2015	7
Neoplasia	2015	5.47
Antimicrobial Agents and Chemotherapy	2015	4.565
Infection Control & Hospital Epidemiology	2015	4.02
Journal of the American Medical Directors Association	2014	5.302
European Journal of Cancer	2014	5.061
Bioresource Technology	2014	4.75
European Respiratory Journal	2013	6.355
Intensive Care Medicine: Home	2013	5.258
Journal of Antimicrobial Chemotherapy	2012	5.068
Pharmaceutical Research	2011	4.093
PLoS ONE Journal	2011	4.092

6.3.2. Leading Journals by Immediacy Index (WOS)

Journal Title	Year	II
Medicine (United States)	2016	1.571
The Lancet	2015	9.556
Cell Metabolism	2015	3.25
Annals of Indian Academy of Neurology	2015	1.994
Mucosal Immunology	2015	1.657
Neoplasia	2015	1.208
Antimicrobial Agents and Chemotherapy	2015	1.101
Clinical and Experimental Ophthalmology	2014	5.1

Journal Title	Year	II
Journal of the American Medical Directors Association	2014	1.343
European Respiratory Journal	2013	1.82
Intensive Care Medicine: Home	2013	1.074
Journal of Antimicrobial Chemotherapy	2012	1.469

6.3.3. Leading Journals by Cited Half-Life (WOS)

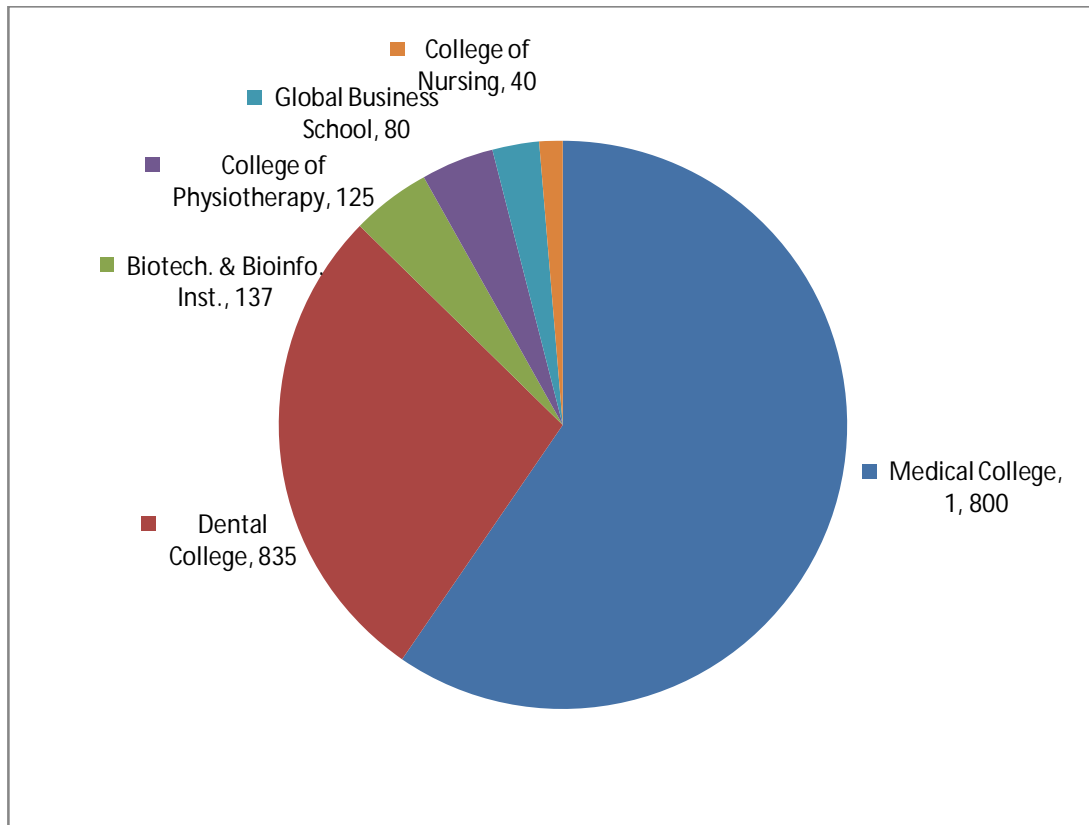
Journal Title	Year	CHL
Medicine (United States)	2016	>10.0
Physiotherapy (United Kingdom)	2016	>10.0
Genomics	2015	>10.0
Journal of Pharmacology & Pharmacotherapeutics	2015	>10.0
Indian Journal of Experimental Biology	2014	>10.0
Journal of the American Dental Association	2014	>10.0
Ultrastructural pathology	2014	>10.0
Analytical Cellular Pathology	2013	>10.0
Journal of Immunological Methods	2013	>10.0
Oral Surgery, Oral Medicine, Oral Pathology, Oral Radiology and Endodontology	2012	>10.0
Quintessence International	2012	10
Community Dental Health	2011	>10.0
Journal of Bacteriology	2011	>10.0

SECTION 7

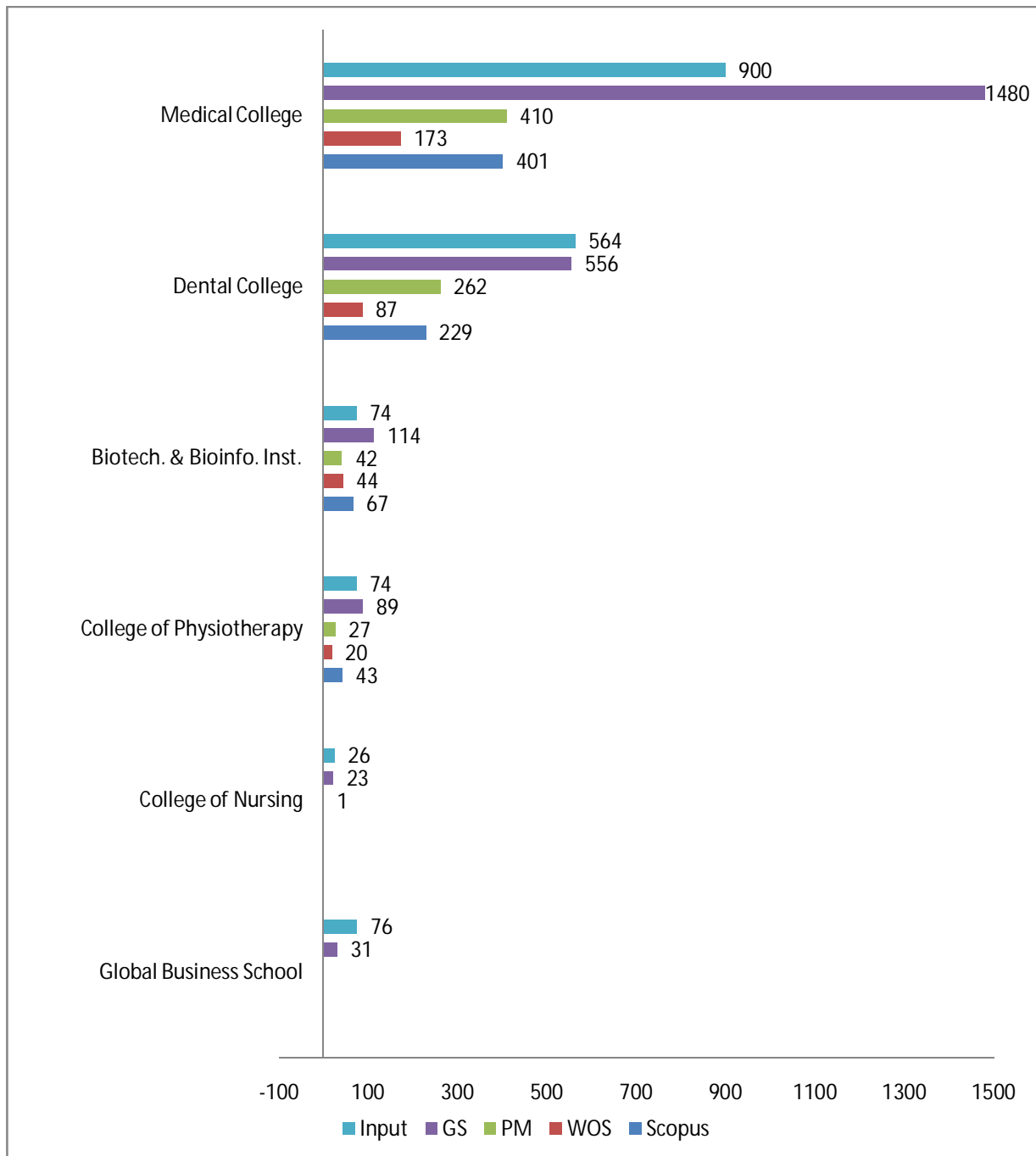
Constituent College Analysis

7. Constituent College Analysis

7.1. Constituent College Analysis (2011-2016)



7.2. College Analysis - Database Comparison (2011-2016)

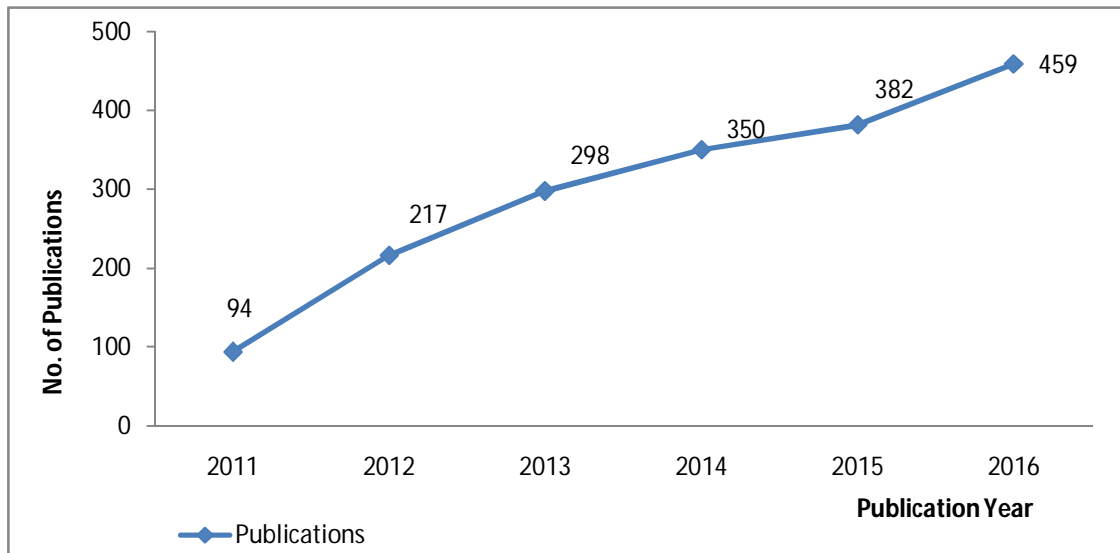


7.3. College Analysis - Publication Trends

Publication Trends analysis of each Constituent Colleges for the duration of 2011-2016, publications are illustrated in the chart below.

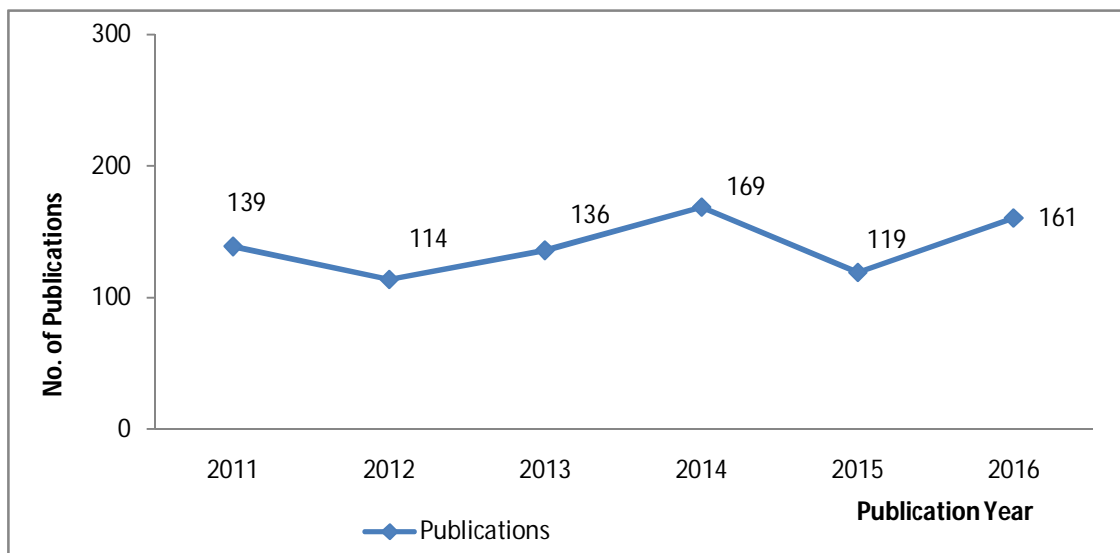
7.3.1. Dr. D. Y. Patil Medical College

The chart below represents number of publications in the year duration of 2011-2016.



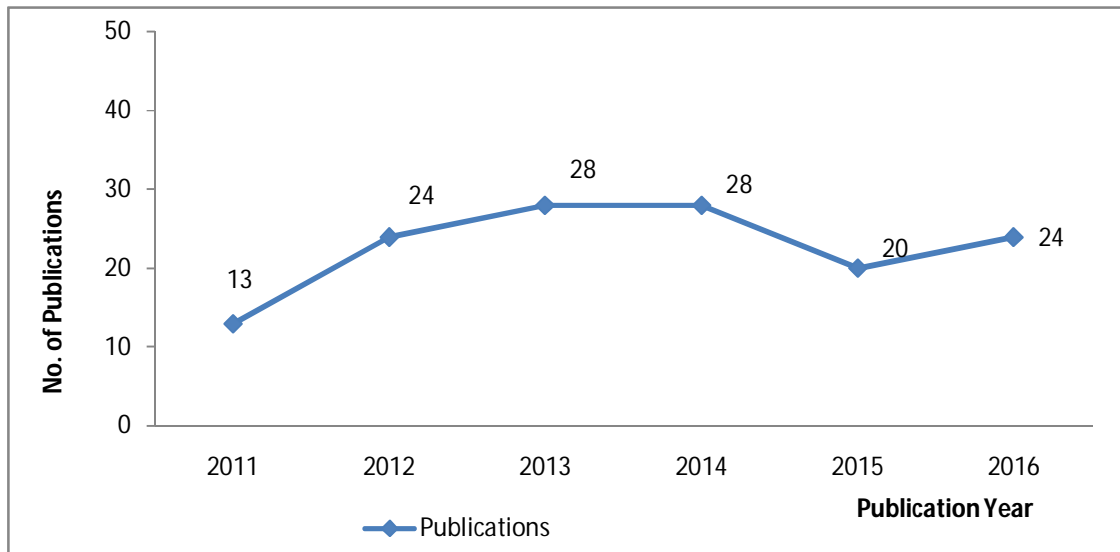
7.3.2. Dr. D. Y. Patil Dental College

The chart below represents number of publications in the year duration of 2011-2016.



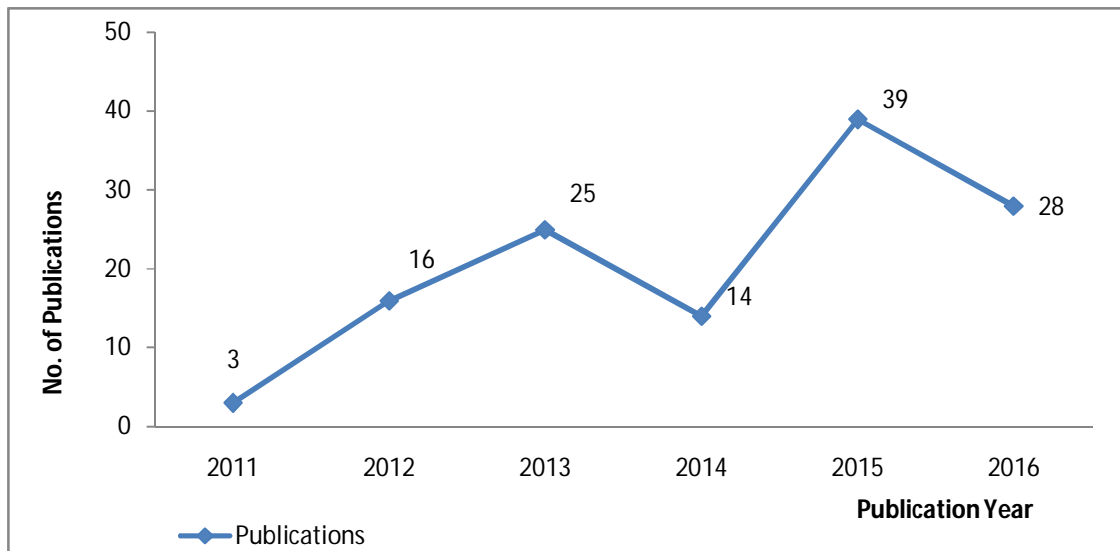
7.3.3. Dr. D. Y. Patil Biotechnology and Bioinformatics Institute

The chart below represents number of publications in the year duration of 2011-2016.



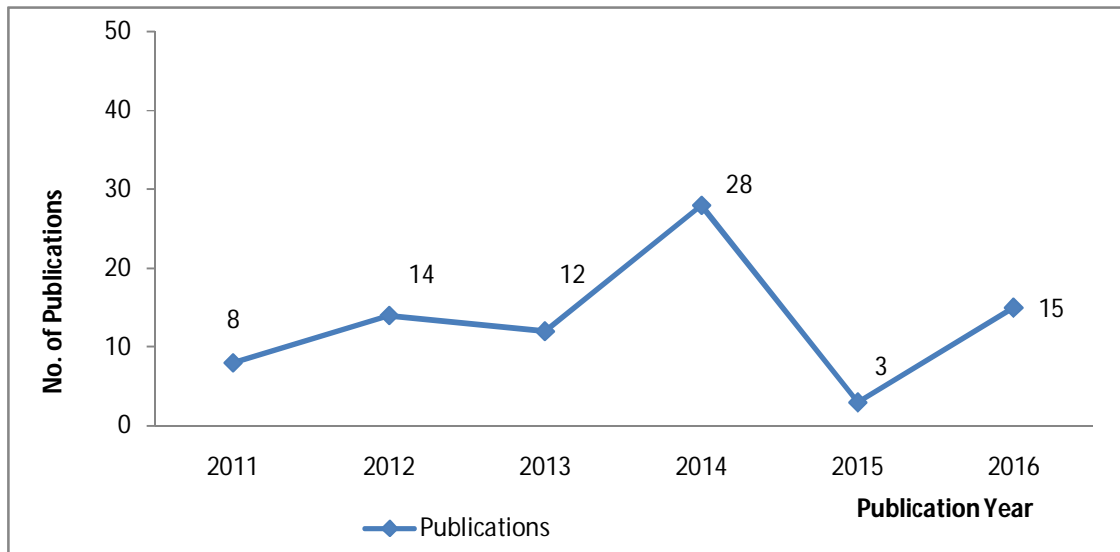
7.3.4. Dr. D. Y. Patil College of Physiotherapy

The chart below represents number of publications in the year duration of 2011-2016.



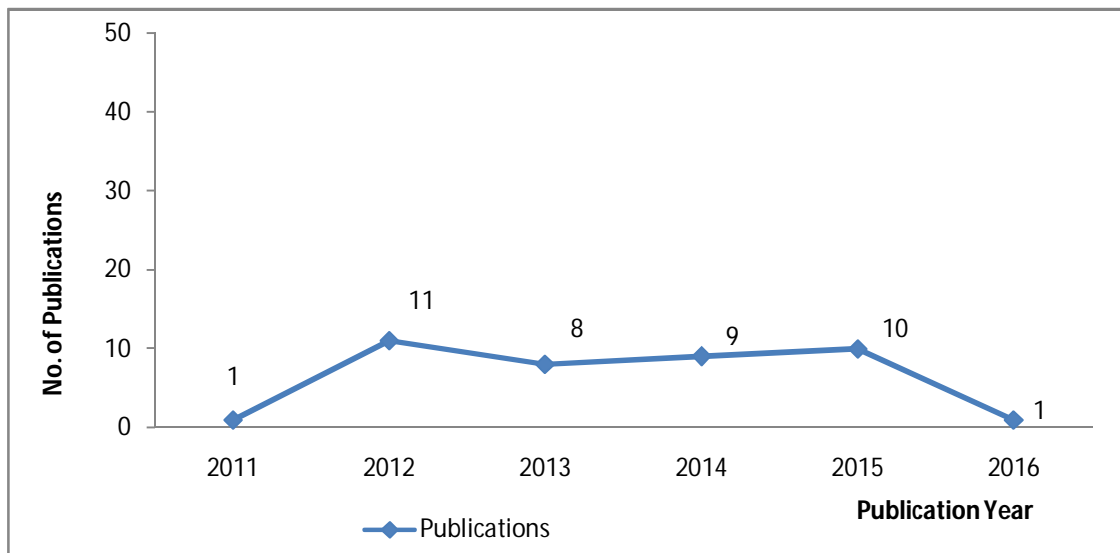
7.3.5. Global Business School and Research Centre

The chart below represents number of publications in the year duration of 2011-2016.

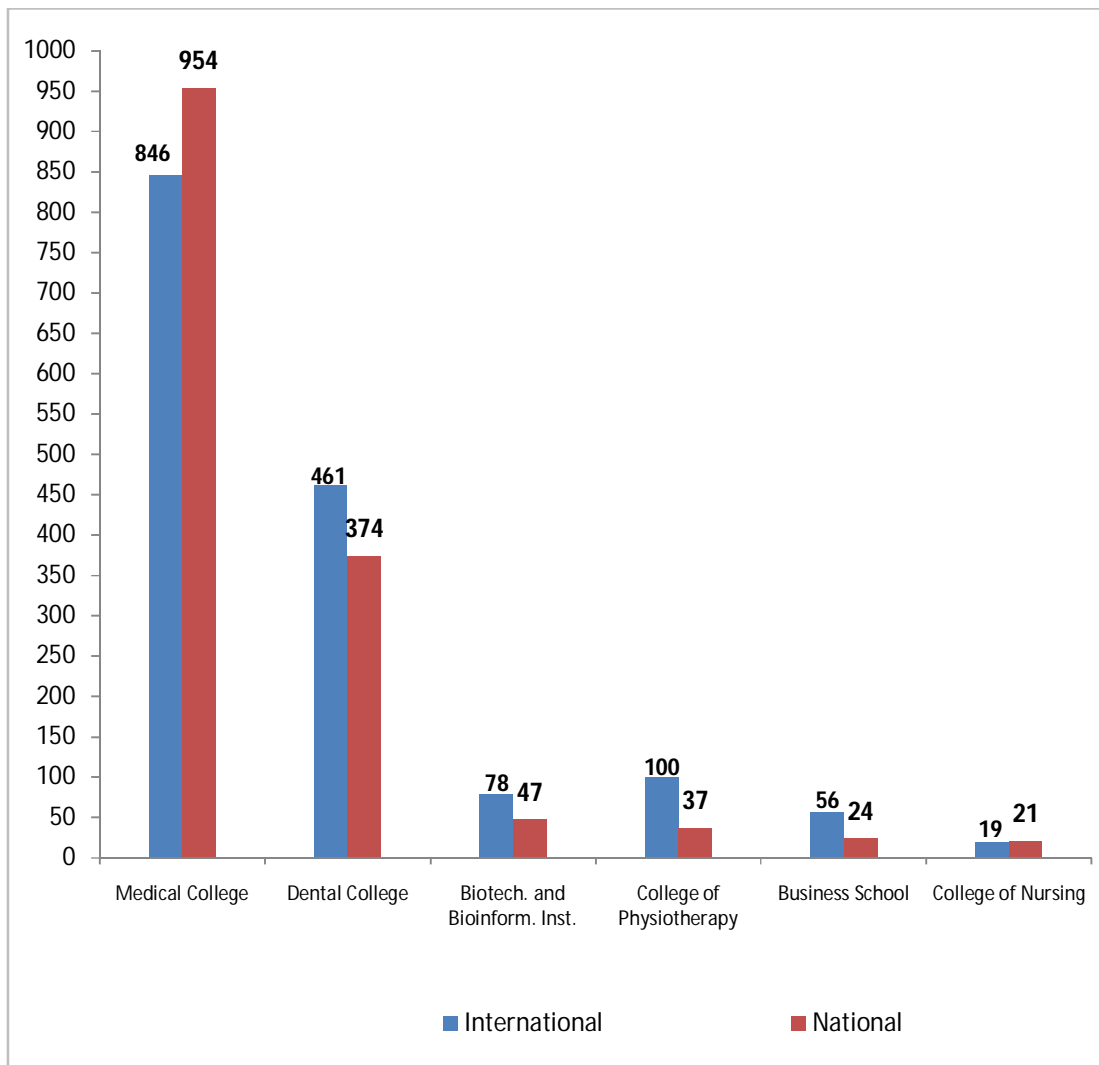


7.3.6. College of Nursing

The chart below represents number of publications in the year duration of 2011-2016.



7.4. College Analysis - National Vs International Publications



Note: The publications for each Constituent Colleges are presented in separate MS Excel Spread sheet named "Dr DY Patil Publications_Individual Constituent Colleges 2011-2016_v4.xlsx"

SECTION 8

Colleges-wise Citation Index Average & Range Publication

8. Summary of Publications: All Colleges of DPU

8.1. Publications Summary: Dr. D. Y. Patil Medical College

Dr. D. Y. Patil Medical College		
Total Number of Publications	1,800	
Total Number of Journals	541	
Total Number of Indexed Publications	1,560	
Total Number of Non-Indexed Publications	240	
SCOPUS CITATION INDEX		
Summary	Scopus	
Total Number of Publications in Scopus	401	
Publication with highest number of Citation (HIGH)	68	
Publication with least number of Citation (LOW)	1	
Total Number of Citations (SUM)	514	
Average Number of Citations per Publication (AVG)	1.281	
SCOPUS JOURNAL QUALITY METRICS		
Summary	SNIP	SJR
Publication with High Value (HIGH)	2.833	11.842
Publication with Least Value (LOW)	0.006	0.100
Average Value for Publications (AVG)	0.577	0.410
IMPACT FACTOR (IF)		
Summary	IF	
Publication with High Value (HIGH)	45.217	
Publication with Least Value (LOW)	0.033	
Average Value for Publications (AVG)	1.578	

8.2. Publications Summary: Dr. D. Y. Patil Dental College

Dr. D. Y. Patil Dental College		
Total Number of Publications	835	
Total Number of Journals	313	
Total Number of Indexed Publications	610	
Total Number of Non-Indexed Publications	225	
SCOPUS CITATION INDEX		
Summary	Scopus	
Total Number of Publications in Scopus	229	
Publication with highest number of Citation (HIGH)	52	
Publication with least number of Citation (LOW)	1	
Total Number of Citations (SUM)	427	
Average Number of Citations per Publication (AVG)	1.848	
SCOPUS JOURNAL QUALITY METRICS		
Summary	SNIP	SJR
Publication with High Value (HIGH)	1.882	2.020
Publication with Least Value (LOW)	0.043	0.101
Average Value for Publications (AVG)	0.641	0.441
IMPACT FACTOR (IF)		
Summary	IF	
Publication with High Value (HIGH)	3.889	
Publication with Least Value (LOW)	0.301	
Average Value for Publications (AVG)	1.680	

8.3. Publications Summary: Dr. D. Y. Patil Biotechnology & Bioinformatics Institute

Dr. D. Y. Patil Biotechnology & Bioinformatics Institute		
Total Number of Publications	137	
Total Number of Journals	97	
Total Number of Indexed Publications	124	
Total Number of Non-Indexed Publications	13	
SCOPUS CITATION INDEX		
Summary	Scopus	
Total Number of Publications in Scopus	67	
Publication with highest number of Citation (HIGH)	120	
Publication with least number of Citation (LOW)	1	
Total Number of Citations (SUM)	368	
Average Number of Citations per Publication (AVG)	5.49	
SCOPUS JOURNAL QUALITY METRICS		
Summary	SNIP	SJR
Publication with High Value (HIGH)	2.462	4.508
Publication with Least Value (LOW)	0.065	0.110
Average Value for Publications (AVG)	0.711	0.729
IMPACT FACTOR (IF)		
Summary	IF	
Publication with High Value (HIGH)	7.374	
Publication with Least Value (LOW)	0.386	
Average Value for Publications (AVG)	1.625	

8.4. Publications Summary: Dr. D. Y. Patil College of Physiotherapy

Dr. D. Y. Patil College of Physiotherapy		
Total Number of Publications	125	
Total Number of Journals	50	
Total Number of Indexed Publications	95	
Total Number of Non-Indexed Publications	30	
SCOPUS CITATION INDEX		
Summary	Scopus	
Total Number of Publications in Scopus	43	
Publication with highest number of Citation (HIGH)	11	
Publication with least number of Citation (LOW)	1	
Total Number of Citations (SUM)	40	
Average Number of Citations per Publication (AVG)	0.930	
SCOPUS JOURNAL QUALITY METRICS		
Summary	SNIP	SJR
Publication with High Value (HIGH)	1.563	1.427
Publication with Least Value (LOW)	0.104	0.119
Average Value for Publications (AVG)	0.752	0.409
IMPACT FACTOR (IF)		
Summary	IF	
Publication with High Value (HIGH)	4.233	
Publication with Least Value (LOW)	0.104	
Average Value for Publications (AVG)	1.206	

8.5. Publications Summary: Global Business School and Research Centre

Global Business School and Research Centre		
Total Number of Publications	80	
Total Number of Journals	65	
Total Number of Indexed Publications	31	
Total Number of Non-Indexed Publications	49	
SCOPUS CITATION INDEX		
Summary	Scopus	
Total Number of Publications in Scopus	0	
Publication with highest number of Citation (HIGH)	0	
Publication with least number of Citation (LOW)	0	
Total Number of Citations (SUM)	0	
Average Number of Citations per Publication (AVG)	0	
SCOPUS JOURNAL QUALITY METRICS		
Summary	SNIP	SJR
Publication with High Value (HIGH)	0	0
Publication with Least Value (LOW)	0	0
Average Value for Publications (AVG)	0	0
IMPACT FACTOR (IF)		
Summary	IF	
Publication with High Value (HIGH)	3.89	
Publication with Least Value (LOW)	3.55	
Average Value for Publications (AVG)	2.89	

8.6. Publications Summary: Dr. D. Y. Patil College of Nursing

Dr. D. Y. Patil College of Nursing		
Total Number of Publications	40	
Total Number of Journals	17	
Total Number of Indexed Publications	24	
Total Number of Non-Indexed Publications	16	
SCOPUS CITATION INDEX		
Summary	Scopus	
Total Number of Publications in Scopus	0	
Publication with highest number of Citation (HIGH)	0	
Publication with least number of Citation (LOW)	0	
Total Number of Citations (SUM)	0	
Average Number of Citations per Publication (AVG)	0	
SCOPUS JOURNAL QUALITY METRICS		
Summary	SNIP	SJR
Publication with High Value (HIGH)	0	0
Publication with Least Value (LOW)	0	0
Average Value for Publications (AVG)	0	0
IMPACT FACTOR (IF)		
Summary	IF	
Publication with High Value (HIGH)	1.142	
Publication with Least Value (LOW)	1.142	
Average Value for Publications (AVG)	1.142	

8.7. Publications Summary: Dr. D. Y. Patil University Overall

Dr. D. Y. Patil University - Overall		
Total Number of Publications	3,017	
Total Number of Journals	987	
Total Number of Indexed Publications	2,444	
Total Number of Non-Indexed Publications	573	
SCOPUS CITATION INDEX		
Summary	Scopus	
Total Number of Publications in Scopus	740	
Publication with highest number of Citation (HIGH)	120	
Publication with least number of Citation (LOW)	1	
Total Number of Citations (SUM)	1,348	
Average Number of Citations per Publication (AVG)	1.821	
SCOPUS JOURNAL QUALITY METRICS		
Summary	SNIP	SJR
Publication with High Value (HIGH)	2.833	11.842
Publication with Least Value (LOW)	0.006	0.100
Average Value for Publications (AVG)	0.619	0.449
IMPACT FACTOR (IF)		
Summary	IF	
Publication with High Value (HIGH)	45.217	
Publication with Least Value (LOW)	0.033	
Average Value for Publications (AVG)	1.588	

SECTION 9

Cumulative Impact Factor, Citation Index & Authorship Position
(2011-2016)

9. Cumulative Impact Factor (CIF) & Citation Index (CI) - Individual (2011-2016)

The Cumulative impact factor and Citation index for individual faculties are listed below for the period 2011 - 2016.

9.1. Cumulative Impact Factor (CIF) - Individual (2011-2016)

The Cumulative Impact Factor is calculated based on the summation journal impact factor value in which the author has published articles.

For example, if an author has published three papers in Journal A that has impact factor 1.2. The same author has published another 1 paper in journal B that has impact factor 1.9. The same author has published another 2 papers in journal C that has impact factor 1.7. Then the cumulative impact factor (CIF) is $3*1.2+1*1.9+2*1.7=8.9$.

S. No	Author Name	Total No. of Publications	Cumulative Impact Factor
1	Tushar Sahasrabudhe	36	132.243
2	Gargi Sarode	100	105.532
3	Sachin Sarode	99	100.142
4	S. R. Agarkhedkar	55	51.187
5	Savita V. Jadhav	47	46.643
6	Neelu Nawani	30	32.815
7	Yugal K. Sharma	63	30.5
8	Nageswari R. Gandham	46	29.288
9	Supriya Pande/Kheur	47	29.001
10	K.V.Swamy	13	23.333
11	Arjunlal Kakrani	36	17.802
12	Kirti S. Deo	22	17.686
13	Aayush Gupta	26	17.114
14	Mahesh Karandikar	9	14.619
15	Kedarnath Dash	30	13.424
16	Santosh Martande	11	13.399
17	Rabindra N. Misra	41	12.931
18	Daniel Saldanha	28	12.495
19	S. K. Sharma	6	11.707
20	Varsha Dabadghao	15	11.707
21	Ajit Swamy	12	11.378
22	Shahaji Govindrao Chavan	10	11.041
23	Jyoti Deshpande	8	10.974

Cumulative impact factor (CIF) value with 10 or more are considered as top CIF and listed above. CIF for all the faculties for the period (2011-2016) are listed separately in the spreadsheet titled "CIF CI & Authorship Position (2011-2016)_v4.xlsx".

9.2. Overall Citation Index (CI) - Individual (2011-2016)

The Citation index for individual faculty is calculated based on the summation of citations of all the publications of the corresponding faculty.

S. No.	Author Name	Total No. of Publications	Total No. of Citations (Citation Index-Overall)
1	Savita V. Jadhav	47	220
2	Sachin Sarode	99	214
3	Gargi Sarode	100	208
4	Nageswari R. Gandham	46	159
5	Mahesh Chavan	21	154
6	Sachin Durkar	4	143
7	K.V.Swamy	13	131
8	Amitav Banerjee	41	116
9	Rabindra N. Misra	41	107
10	Yugal K. Sharma	63	87
11	J.S. Bhawalkar	30	80
12	Jyoti Deshpande	8	79
13	Parikshit Gogate	18	75
14	Kalpana M. Angadi	18	72
15	Archana C. Buch	55	72
16	Neelu Nawani	30	63
17	Sudhir L. Jadhav	12	61
18	Chanda R. Vyawahare	14	59
19	S. R. Agarkhedkar	55	58
20	Chandanwale S. S.	54	58
21	Kedarnath Dash	30	55
22	Kirti S. Deo	22	38
23	Aayush Gupta	26	37
24	(Col) Harsh Kumar	34	37
25	Rahul Deshpande	52	36
26	Supriya Pande/Kheur	47	34
27	Arjunlal Kakrani	36	29
28	Minal Wani	17	25
29	Rajesh Shetty	8	24
30	Aneesha Archaya	7	23

S. No.	Author Name	Total No. of Publications	Total No. of Citations (Citation Index-Overall)
31	Milind Ashok Patvekar	10	23
32	Gore Charusheela R	11	22
33	Prashant Khuje	6	22
34	Pradnya Kakodkar	12	21
35	Nirmala Borade	18	20

Citation index (CI) value with 20 or more are considered as top CI and listed above. CI for all the faculties for the period (2011-2016) are listed separately in the spreadsheet titled "CIF CI & Authorship Position (2011-2016)_v4.xlsx".

9.3. Number of papers of individual faculty with first authorship position (2011-2016)

Faculties with 20 or more number of publications are listed below in the table with corresponding authorship position.

S. No.	Author Names	First Authorship	Corresponding Author	Total
1	Gargi Sarode	39	61	100
2	Sachin Sarode	72	27	99
3	Yugal K. Sharma	14	49	63
4	Archana C. Buch	17	38	55
5	S. R. Agarkhedkar	6	49	55
6	Chandanwale S. S.	27	27	54
7	Rahul Deshpande	38	14	52
8	Savita V. Jadhav	13	34	47
9	Supriya Pande/Kheur	13	34	47
10	Tushar Palekar	9	37	46
11	Nageswari R. Gandham	8	38	46
12	Amitav Banerjee	34	7	41
13	Rabindra N. Misra	4	37	41
14	M. B. Iqbal	14	26	40
15	Tushar Sahasrabudhe	23	13	36
16	Arjunlal Kakrani	3	33	36
17	(Col) Harsh Kumar	5	29	34
18	Sanjay. M. Khaladkar	30	2	32
19	Neelu Nawani	6	24	30
20	J.S. Bhawalkar	3	27	30
21	Kedarnath Dash	0	30	30
22	Daniel Saldanha	12	16	28

S. No.	Author Names	First Authorship	Corresponding Author	Total
23	Aayush Gupta	10	16	26
24	Sanjyot Mulay	6	20	26
25	Sunita Bamanikar	15	10	25
26	Hemant G. Deshpande	15	9	24
27	Shalini Aggarwal	5	19	24
28	Bharat Bhushan Dogra	15	8	23
29	Vasanti Arole	4	19	23
30	Bharambe Vaishali	11	11	22
31	D. S. Nirhale	9	13	22
32	Amit Kharat	8	14	22
33	Kirti S. Deo	3	19	22
34	V. M. Kulkarni	0	22	22
35	Mahesh Chavan	6	15	21
36	Lakshmi Shetty	5	16	21
37	Virendra S. Athavale	4	17	21
38	Sonal Khatavkar	9	11	20

Complete list of faculties with authorship position are presented separately in the spreadsheet "CIF CI & Authorship Position (2011-2016)_v4.xlsx".

9.4. Five best Publications with Impact Factor for each Faculty (2011-2016)

Best five publications for each faculty is identified based on the following process and listed separately in the spreadsheet titled "Best five publications by Faculty (2011-2016)_v4.xlsx".

The following sequence (priority order) is followed to identify five publications for each faculty,

- Publications with high number of Impact Factor
- Publications with high number of Citations
- Publications with high number of Journal Quality Metrics
- Faculties with less than five publications as well as without any Impact Factor, Citations and Journal Quality Metrics are also provided if the faculty do not have any other publication

Annexure

Annexure

Glossary of Terminologies

Citation Index (CI)

Citation is a process of citing or acknowledging publications. Citation Index represents the total number of citations that an article has received as on date.

h-index (h-i)

The h-index is based on the distribution of citations received by a given researcher's publications. An index of 'h' for a University indicates that among the articles published by the University, 'h' articles has been cited by others at least 'h' times.

Impact Factor (IF)

Impact Factor is an index based on the frequency with which a journal's articles are cited in scientific publications. It is marker of journal quality.

IF for a given year (for e.g. 2008) is calculated as below:

A = Number of citations that a journal receives in 2008 for the articles it has published in 2006 & 2007

B = Number of articles published in the journal in 2006 & 2007

IF for 2008 = A / B

Immediacy Index (II)

The immediacy index is calculated based on the papers published in a journal in a single calendar year.

II for a given year (for e.g. 2008) is calculated as follows:

A = the number of times articles published in 2005 were cited in indexed journals during 2005

B = the number of articles, reviews, proceedings or notes published in 2005

II for 2008 = A/B

Cited Half Life (CHL)

Cited half-life is a measurement used to estimate the impact of a journal. It is the number of years, going back from the current year, that account for 50% of the total citations received by the cited journal in the current year

ISI developed this calculation to provide an indicator as to the long term value of source items in a single journal publication

Source-Normalized Impact per Paper (SNIP)

SNIP measures contextual citation impact by weighting citations based on the total number of citations in given subject field

SCImago Journal (SJR)

SJR is a prestige metric based on the idea that 'all citations are not created equal'. With SJR, the subject field, quality and reputation of the journal have a direct impact on the value of a citation.

This means that a citation from a source with a relatively high SJR is worth more than a citation from a source with a lower SJR

List of Acronyms

CI	-	Citation Index
GS	-	Google Scholar
PM	-	PubMed
IF	-	Impact Factor
II	-	Immediacy Index
CHL	-	Cited Half Life
SNIP	-	Source-Normalized Impact per Paper
SJR	-	SCImago Journal